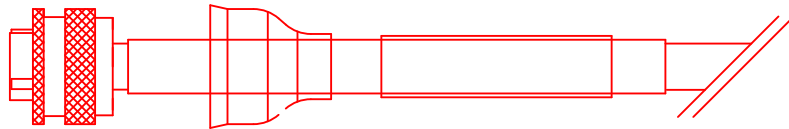


DRAWING NUMBER	RLCAB093X	DRAWN	A.GOLDMAN	SHEET	1/5
DESCRIPTION	VBOX VBSS05 - VBSS100 CABLE				
REVISION					
ISS	DESCRIPTION	DATE	APPROVED	REDMINE	
9	LABELLING CHANGES	13-02-14	SH	2948	

CABLE VARIANT							
CABLE NAME AND DESCRIPTION		LENGTH	TOL.	I	J	K	L
				RLCAB093C	VBOX VBSS05 - VBSS100 CABLE - CAN	1.2M	+/- 2cm
RLCAB093C-5	VBOX VBSS05 - VBSS100 CABLE - CAN - 5M	5M	+/- 2cm	✘	✓	✘	✘
RLCAB093L	VBOX VBSS05 - VBSS100 CABLE - SERIAL	1.2M	+/- 2cm	✓	✘	✘	✘
CUSTCAB00042	RLCAB093 WITH 3W LEMO SOCKET TRIG	1.2M	+/- 2cm	✘	✘	✓	✘
RLCAB093CL	RLCAB093 WITH CAN AND SERIAL LEMOS	1.2M	+/- 2cm	✓	✓	✘	✘
CUSTCAB00062	RLCAB093 WITH AMP BRAKE TRIGGER CON	1.2M	+/- 2cm	✘	✓	✘	✓

CONNECTOR A



PIN VIEW

CONNECTOR WIRING			
DEUTSCH	FUNCTION	COLOUR	PIN
PIN			PIN
1	RS232 RX	GREEN	9w D SKT PIN 3
2	POWER	RED	4mm PLUG
3	CAN L	BLUE	9w D PLG PIN 2
4	CAN H	YELLOW	9w D PLG PIN 7
5	ALG O	RG174	BNC
		SCREEN SPLICED TO PIN 9	
6	LAP IN	GREEN	-
		TWISTED PAIR WITH BLACK WIRE TO PIN 9	
7	DIG O	RG174	BNC
		SCREEN SPLICED TO PIN 9	
8	RS-232 TX	YELLOW	9w D SKT PIN 2
9	GND	BLACK	4mm PLUG
	RS-232 GND	BLACK	SPLICED TO PIN 9
	RS-232 PWR	RED	SPLICED TO PIN 2
	CAN GND	BLACK	SPLICED TO PIN 9
	CAN PWR	RED	SPLICED TO PIN 2

DRAWING NUMBER	RLCAB093X	DRAWN	A.GOLDMAN	SHEET	2/5
DESCRIPTION	VBOX VBSS05 - VBSS100 CABLE				
REVISION					
ISS	DESCRIPTION	DATE	APPROVED	REDMINE	
9	LABELLING CHANGES	13-02-14	SH	2948	

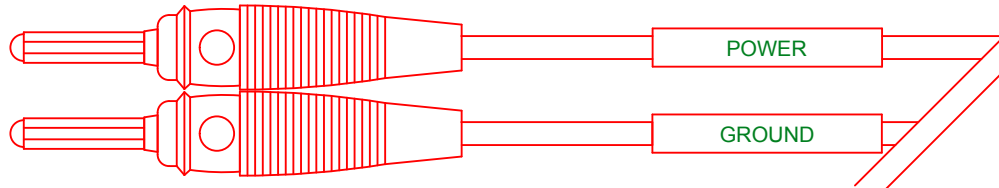
CONNECTOR B




CONNECTOR C




CONNECTOR D AND E



CONNECTOR F



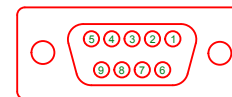

CONNECTOR G



PIN VIEW

PIN	COLOUR	DEUTSCH PIN
2	BLUE	3
7	YELLOW	4

CONNECTOR H

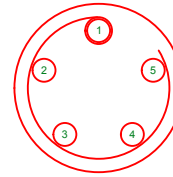
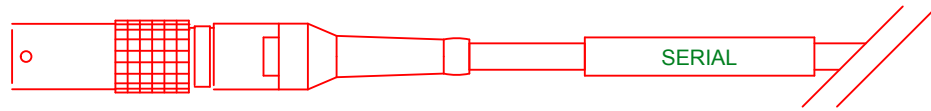


PIN VIEW

PIN	COLOUR	DEUTSCH PIN
2	YELLOW	8
3	GREEN	1
5	BLUE	9

DRAWING NUMBER	RLCAB093X	DRAWN	A.GOLDMAN	SHEET	3/5
DESCRIPTION	VBOX VBSS05 - VBSS100 CABLE				
REVISION					
ISS	DESCRIPTION	DATE	APPROVED	REDMINE	
9	LABELLING CHANGES	13-02-14	SH	2948	

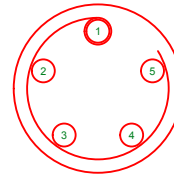
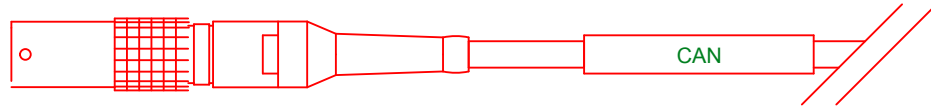
CONNECTOR I



PIN VIEW

PIN	COLOUR	9 WAY 'D' PIN
1	YELLOW	2
2	GREEN	3
5	RED	RED WIRE
SHELL	BLACK	5

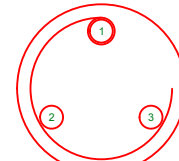
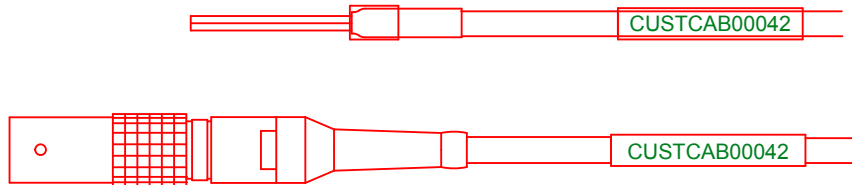
CONNECTOR J



PIN VIEW

PIN	COLOUR	9 WAY 'D' PIN
3	YELLOW	7
4	BLUE	2
5	RED	RED WIRE
SHELL	BLACK	BLACK WIRE

CONNECTOR K

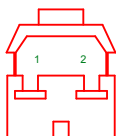
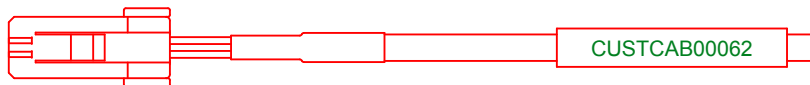



PIN VIEW

PINOUT			
DEUTSCH	FUNCTION	COLOUR	LEMO
-	-	-	1
-	-	-	2
6	LAP INPUT	GREEN	3
9	GND	BLACK	SHELL

DRAWING NUMBER	RLCAB093X	DRAWN	A.GOLDMAN	SHEET	4/5
DESCRIPTION	VBOX VBSS05 - VBSS100 CABLE				
REVISION					
ISS	DESCRIPTION	DATE	APPROVED	REDMINE	
9	LABELLING CHANGES	13-02-14	SH	2948	

CONNECTOR L



PIN VIEW

PINOUT			
DEUTSCH	FUNCTION	COLOUR	2W M/LOCK AMP
-	-	-	-
-	-	-	-
6	LAP INPUT	GREEN	1
9	GND	BLACK	2

DRAWING NUMBER	RLCAB093X	DRAWN	A.GOLDMAN	SHEET	5/5
DESCRIPTION	VBOX VBSS05 - VBSS100 CABLE				
REVISION					
ISS	DESCRIPTION	DATE	APPROVED	REDMINE	
9	LABELLING CHANGES	13-02-14	SH	2948	